

MARKET SUMMARY

The Ghana Stock Exchange (GSE) experienced an increase in trading during the week of March 24 – March 27, 2026. The exchange saw 75,077,325 shares traded, which was valued at GH¢385,559,165.53. This resulted in a 35.93% increase in turnover from the previous week. The market capitalization currently stands at GH¢ 245,614.06 million. During the week, 3 stocks posted gains, and 12 losers.

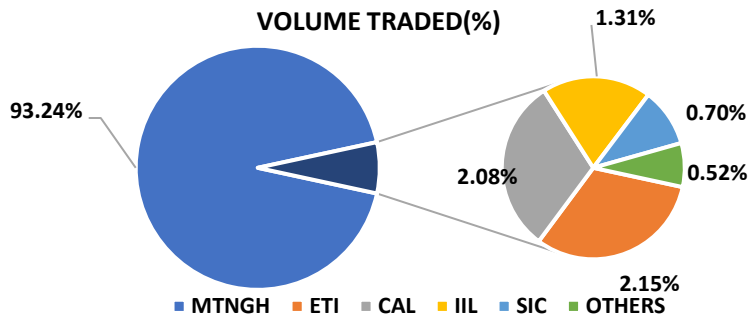
MTNGH led the top five equities with (70,003,786) shares traded, followed by ETI (1,612,621), CAL (1,561,456), IIL (981,560), and SIC (524,683).

EQUITY ON FOCUS:

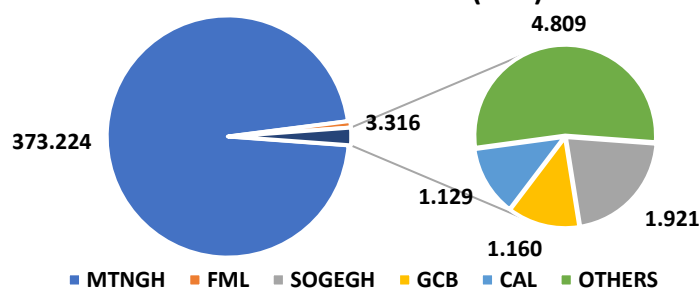
Atlantic Lithium Limited (ALLGH)

Atlantic Lithium is the 19th most traded stock on the Ghana Stock Exchange over the past three months (Dec 22, 2025 - Mar 27, 2026). ALLGH has traded a total volume of 121,558 shares valued at GHS 763,311.56 over the period, averaging a volume of 1,929 shares (valued at GHS 12,116) per session. A volume high of 29,969 was achieved on February 17th for the same period.

VOLUME TRADED(%)



VALUE TRADED(Mil.)



Stock Market	(27/03)	(19/03)	Change
GSE-COMPOSITE INDEX LEVEL	12,989.79	15,691.69	-2,701.90
GSE-COMPOSITE INDEX LEVEL YTD (%)	48.11%	78.91%	-
GSE-FINANCIAL STOCKS INDEX	8,374.06	9,844.23	-1,470.17
GSE-FINANCIAL STOCKS INDEX YTD (%)	80.20%	111.83%	-
GSE-COMP. INDEX MARKET CAP. (GH¢ mil)	245,614.06	293,463.36	-16.31%
VOLUME TRADED	75,077,325	45,905,243	63.55%
VALUE TRADED (GH¢)	385,559,165.53	283,652,715.30	35.93%

MARKET MOVERS

GAINERS					LOSERS				
Equity	Week Open Price	Prev. Week Price	Change	% Change	Equity	Week Open	Prev. Week Close	Change	Change
CPC	0.10	0.09	0.01	11.11%	EGL	12.00	12.13	-0.13	-1.07%
ALLGH	6.55	6.52	0.03	0.46%	CAL	0.71	0.77	-0.06	-7.79%
GOIL	7.86	7.85	0.01	0.13%	TOTAL	36.13	39.80	-3.67	-9.22%
					SCB	71.47	79.25	-7.78	-9.82%
					RBGH	4.82	5.38	-0.56	-10.41%
					EGH	50.00	55.90	-5.90	-10.55%
					FML	13.35	15.32	-1.97	-12.86%
					SOGEGH	7.08	8.73	-1.65	-18.90%
					MTNGH	5.03	6.53	-1.50	-22.97%
					SIC	3.37	4.54	-1.17	-25.77%
					GCB	33.38	45.77	-12.39	-27.07%
					ETI	1.66	2.45	-0.79	-32.24%

Top Volume Traders

Top Volume Traders	Week open Mkt Price (GHS)	Volume
MTNGH	5.03	70,003,786
ETI	1.66	1,612,621
CAL	0.71	1,561,456
IIL	0.05	981,560
SIC	3.37	524,683

Top Value Traders

Top Value Traders	Week open Mkt Price (GHS)	Value
MTNGH	5.03	373,224,273.46
ETI	1.66	3,316,424.02
SIC	3.37	1,921,309.98
CAL	0.71	1,159,539.76
GGBL	15.94	1,128,869.40

GSE INDEX PERFORMANCE: Analysing the performance of GSE market indices, the benchmark GSE Composite Index (GSE-CI) declined by 2,701.90 points, closing at 12,989.79 points, with a year-to-date gain of 48.11%. Also, the GSE Financial Stocks Index (GSE-FSI) declined; by 1,470.17points, closing at 8,374.06 points, with a year-to-date gain of 111.83%.

NIMED MUTUAL FUNDS

	Price	Ann. Yield
Nimed Fixed Income Tier 1	0.189	+11.86%
Nimed Fixed Income Tier 2	0.855	+25.48%
Nimed Life Time Unit Trust	0.287	+8.20%

UPDATE ON MARKET FOCUS – CLYD

Gainers	Change
Earnings Per Share	n. a
Price-To-Earnings Ratio	n. a
Dividend Per Share	n. a
Dividend Yield	n. a
Outstanding Share	693M
Market Capitalization	4.54B

BOG GOLD COIN PRICING

DENOMINATION	30/03/26 (GHC)	24/03/26 (GHC)	Change
1.00 oz	51,027.60	50,363.07	1.32%
0.50 oz	25,859.53	25,526.43	1.30%
0.25 oz	13,297.90	13,130.41	1.28%

**NB: LBMA PM price (previous day's close) = \$ 4,504.15 Bloomberg
REGN USDGHS (previous day's close) = 10.9700**

Economic Outlook

Indicators	Week Open	Prev. Week Close	Change
INFLATION (%)	3.30%	3.30%	0.00%pts
BOG POLICY RATE (%)	14.00%	15.50%	-1.50%pts
INTERBANK INTEREST RATE (%)	11.41%	11.78%	0.37%pts

T-bills auction: Government records 20.1% undersubscription; interest rates continue to surge.

For the second week running, the government failed to meet its treasury bills target. According to the auction results by the Bank of Ghana, the government recorded 20.14% undersubscription of its auction target. According to auction results, the government got GH¢3.93 billion as against a target of GH¢ 4.93 billion. It, however, accepted GH¢3.23 billion of the bids. The most subscribed bill was the 91-day bill, as GH¢2.55 billion of the bids were tendered, representing 64.7% of the total bids. However, the uptake was GH¢2.21 billion. For the 182-day bill, GH¢762.97 million of the bids were tendered. The bids accepted were GH¢661 million. The 364-day bill recorded bids of about GH¢625.12 million. The uptake was GH¢ 359.17 million. Meanwhile, interest rates surged once again on the yield curve. The yield on the 91-day bill increased by 3.0 basis points to 4.81%. That of the 182-day bill also went up to 6.62% from 6.36% the preceding week. Similarly, the yield on the 364-day bill inched up by 19 basis points to 9.77%.

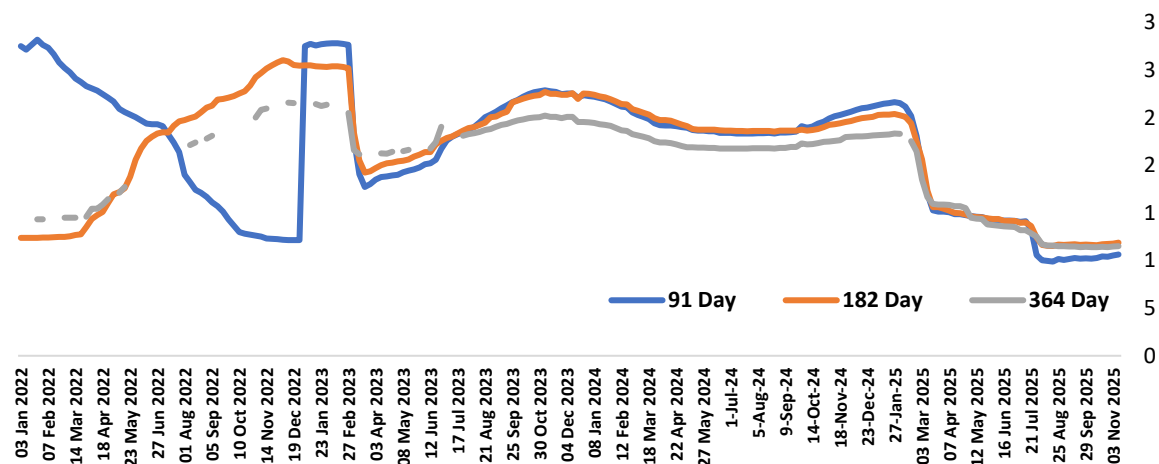
DISCLAIMER

This data is accurate from sources we believe are reliable for information purposes.

The Week's Highlight (27/03/26)

Currency	Buying	Selling	Midrate	Prev. Week's Midrate	Change	YTD Midrate
USDGHS	10.9645	10.9755	10.9700	10.9400	0.27%	4.48%
GBPGHS	14.5718	14.5875	14.5797	14.6197	-0.27%	2.93%
EURGHS	12.6338	12.6441	12.6390	12.6130	0.21%	2.49%
CHFGHS	13.7626	13.7748	13.7687	13.8098	-0.30%	3.73%
GHSXOF	51.8785	51.9208	51.8997	52.0066	-0.21%	-1.80%

T-Bill	Week Open		Prev. Week		Change	
	Discount	Interest	Discount	Interest	Discount	Interest
91 Day Bill	4.7546	4.8118	4.7252	4.7817	0.62%	0.63%
182 Day Bill	6.4092	6.6214	6.166	6.3621	3.94%	4.08%
364 Day Bill	8.9039	9.7742	8.7448	9.5828	1.82%	2.00%



Source: Nimed Research, Ghana Stock Exchange, Doobia, GSS, Bloomberg.

Analyst

ZIKPI EDEM LAWRENCE

lawrence.zikpi@nimedcapital.com